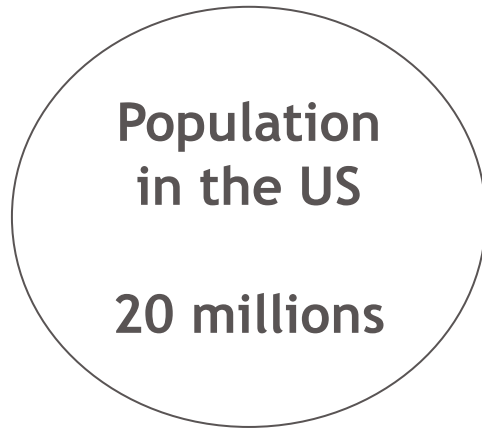


COVID Impact on Asian Americans

Asian Americans

Asian American (AA) is the fastest growing racial/ethnic group in the US with diverse social economic background

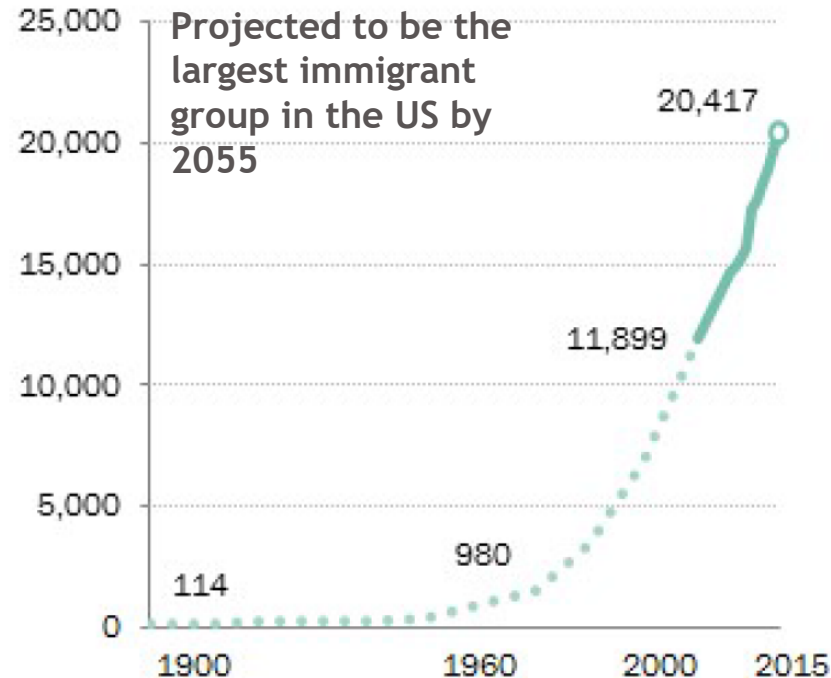


20+ country of origins

71% Foreign born

31% AAPI live in CA

Fastest growing racial/ethnic group



Large gap in socioeconomic background within AA subgroups

% Adult with Bachelor degrees

- 72% Indian
- 60% Malaysian
- 59% Mongolian
- 53% Chinese
- 46% Filipinos
- 41% Nepali
- 29% Vietnamese
- 18% Cambodian
- 17% Hmong
- 16% Laotian
- 9% Bhutanese

Source: Pew Research

COVID Impact on Asian Americans

Asian American (AA) communities are disproportionately affected

McKinsey
& Company

Public Sector Practice

COVID-19 and advancing Asian American recovery

AA communities have been disproportionately affected by the pandemic.

AA experienced an earlier decline in business and employment and—without targeted policy and business action—may recover more slowly

Higher risk of infection and death in some AA communities
2-3X infection Pacific Islander vs average
2X death AA vs white in Nevada
AA accounts for 52% death but 13.7% infection in San Francisco

Rising xenophobia
1,900 hate incidents across 46 states
1/3 Americans reported witnessing other individuals blame Asian Americans for the outbreak

Worsened mental health
39% ↑ call by AA in 1Q2020, Crisis Text Line

Worst disruption in AA business community in 2020
Double hit of xenophobia and lockdowns
Feb-Jun: 4.5X ↑ unemployment rate, >other racial groups
May: unemployment ↑0.5% point, while ↓0.1% point in Black



PAN Pan Asian
Network

About PAN (Pan Asian Network)

PAN helps drive business results worldwide by promoting a workplace environment that fully values the contributions of Asian employees equally with others and deepens the understanding of Asian patients, customers and other stakeholders.

PAN serves as a resource to grow leadership in our global markets as well as enhance the awareness and appreciation of the unique perspectives of Asian employees.

Pan Asian Network COVID-19 Responses



Call for
Actions
Against
Xenophobia

BMS Executive Letter, shared to other Asian ERGs
Asian-Americans meet the COVID-19 crisis with love article

Community
Support

6,000 PPE Donations
\$7000+ Meals for essential business
PAN member community PPE donations & financial literacy education
Joint 100+ Corporations & Partner Organizations Support COVID-19 Action
(Ascend, ALPFA & Catalyst Consortium)

Employee
Engagement

2,000+ participants in Let's Meet Networking program
1,100 participation of the Global Business Forum
3X↑ Yammer participation

Health Disparity Faced by Asian Americans

An Asian American Caretaker's story

The Body That's Too Asian and Too Sick for America

“The most commonly diagnosed cancer in America (by far) is breast cancer...After my wife's diagnosis, a cancer researcher friend hit himself in the face and wished Cathreen had breast cancer instead.

The most commonly diagnosed cancers in Korea are lung, liver, and stomach cancer...Because stomach cancer is so common, Koreans get screened for it the way Americans get screened for breast cancer.

Because my wife was in America, the rules of Korean bodies did not apply to preventative care.”



Matthew Salesses
Apr 3, 2018

<https://medium.com/s/unrulybodies/the-body-thats-too-asian-and-too-sick-for-america-3b43cc05091c>

The Rules of the Asian Body in America

On my wife's battle with cancer during a fraught time for healthcare and immigration

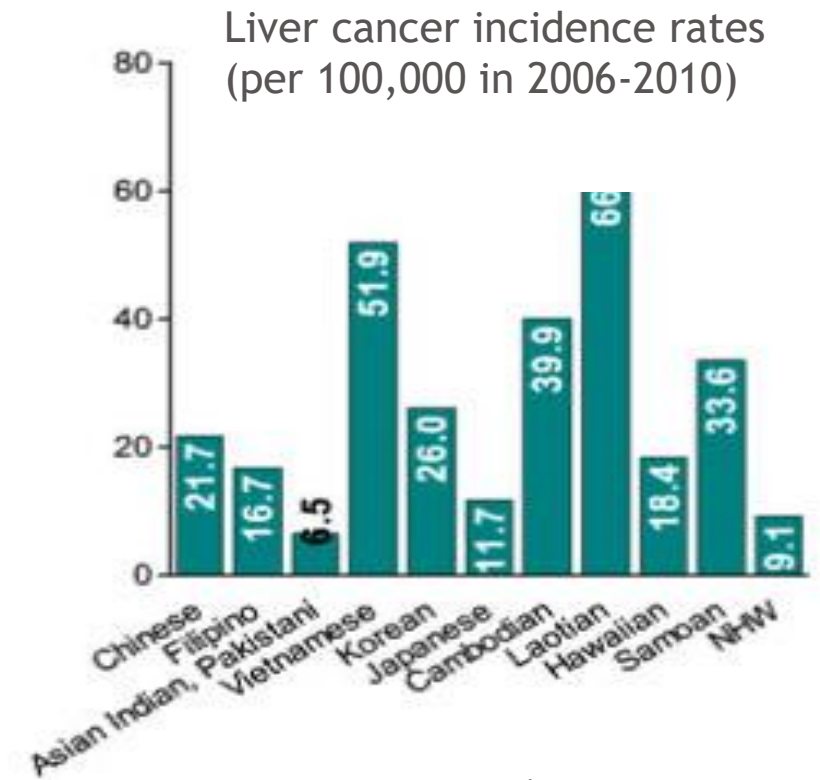
I keep thinking about why we didn't catch the cancer earlier. Every day, every minute, I am sick with this thought. It is only right to take responsibility. I knew the rules.

Need to Address Significant Cancer Health Disparities Faced by Asian Americans

- **Unique cancer burden and unusual disease prevalence**
 - High incidence & mortality in liver/nasopharynx/stomach cancer
- **Late Diagnosis**
 - AA are least to see a physician and seek cancer screen
- **Lack of optimal preventive care & behavioral risk**
 - Low rate of hepatitis B vaccination, high number of smokers
- **Lack of clinical research in this population**
 - Few national data for individual Asian-American ethnic group
 - Substantial under representation of AA clinical trials

5.8% population in the US, but only 2.1% in FDA trials
59% globally, 11.8% in

AAs are not the same in cancer disease burdens



Source: Torre, et al. 2016